

STATEMENT OF APPROPRIATIONS, ALLOTMENTS, OBLIGATIONS, DISBURSEMENTS AND BALANCES


As of the Quarter Ending June 30, 2016


Department: Department of Labor and Employment (DOLE)
 Agency: Technical Education and Skills Development Authority
 Operating Unit: All
 Organization Code (UACS): 160090000000
 Fund Cluster: 01 - Regular Agency Fund


Authorization: 02 - Continuing Appropriations

FAR1

Particulars	UACS CODE	Appropriation			Allotments					Current Year Obligations					Current Year Disbursements				Balances					
		Authorized Appropriation	Adjustments (To)/From, Realignment	Adjusted Appropriations	Allotments Received	Adjustments (Withdrawal, Realignment)	Transfer To	Transfer From	Adjusted Total Allotments	1st Quarter Ending March 31	2nd Quarter Ending June 30	3rd Quarter Ending Sept. 30	4th Quarter Ending Dec. 31	Total	1st Quarter Ending March 31	2nd Quarter Ending June 30	3rd Quarter Ending Sept. 30	4th Quarter Ending Dec. 31	Total	Unreleased Appropriations	Unobligated Allotment	Unpaid Obligations	Due and Demandable	Not Yet Due and Demandable
I. Agency Specific Budget		85,627,035.27	83,688,524.32	169,425,559.59	174,306,879.21	728,808.71	(31,600,018.00)	25,889,891.67	169,425,559.59	34,533,875.79	48,812,330.92			81,346,206.71	2,749,309.98	4,310,480.11			7,059,790.09		88,079,352.88		74,288,416.82	
Specific Budgets of National Government Agencies	01102101	85,627,035.27	83,688,524.32	169,425,559.59	174,306,879.21	728,808.71	(31,600,018.00)	25,889,891.67	169,425,559.59	34,533,875.79	48,812,330.92			81,346,206.71	2,749,309.98	4,310,480.11			7,059,790.09		88,079,352.88		74,288,416.82	
General Administration and Support	0000010000000000		21,589,125.99	21,589,125.99	21,589,125.99				21,589,125.99												21,589,125.99			
General Management and Supervision	1030010001000000		21,589,125.99	21,589,125.99	21,589,125.99				21,589,125.99												21,589,125.99			
MOOE			2,982,987.85	2,982,987.85	2,982,987.85				2,982,987.85												2,982,987.85			
CO			18,606,138.14	18,606,138.14	18,606,138.14				18,606,138.14												18,606,138.14			
Support to Operations	0000020000000000		694,148.42	694,148.42	694,148.42				694,148.42															
Monitoring and Evaluation of various Bottom-Up Budgeting projects	1610020002000000		694,148.42	694,148.42	694,148.42				694,148.42															
MOOE			694,148.42	694,148.42	694,148.42				694,148.42															
Operations	0000030000000000	50,522,035.27	61,516,549.91	112,038,585.16	107,435,004.80	728,808.71	(22,115,118.00)	25,889,891.67	112,038,585.16	5,265,293.98	48,812,330.92			52,077,824.90	2,749,309.98	4,310,480.11			7,059,790.09		59,960,960.28		45,017,634.81	
MFO 2: TECHNICAL EDUCATION AND SKILLS DEVELOPMENT SERVICES	0000030200000000	50,522,035.27	61,516,549.91	112,038,585.16	107,435,004.80	728,808.71	(22,115,118.00)	25,889,891.67	112,038,585.16	5,265,293.98	48,812,330.92			52,077,824.90	2,749,309.98	4,310,480.11			7,059,790.09		59,960,960.28		45,017,634.81	
Promotion, Development and Implementation of Quality Technical Education and Skills Development Programs	0000030201000000	48,850,235.27	67,040,849.91	105,891,085.16	105,563,204.80	728,808.71	(22,115,118.00)	21,514,191.67	105,891,085.16	3,936,593.98	48,812,330.92			50,748,924.90	1,933,108.98	4,310,480.11			8,245,890.09		54,842,180.28		44,605,334.81	
Supervision, Coordination and Integration of Technical Education and Skills Development Programs, Projects and Related Activities in the Regions and Provinces	2850030201000001		34,704,187.15	34,704,187.15	56,806,045.15		(22,101,858.00)		34,704,187.15					29,268,581.81							5,435,605.34		20,288,581.81	
MOOE			34,704,187.15	34,704,187.15	56,806,045.15		(22,101,858.00)		34,704,187.15					29,268,581.81							5,435,605.34		20,288,581.81	
Operation of the TESDA Regional and Provincial Offices, Including Regional Technical Education & Skills Development Centers (RTESDCs) and Provincial Technical Education & Skills Devt. Centers (PTESDCs)	2850030201000002	48,850,235.27	22,228,738.38	70,879,973.65	48,650,235.27	728,808.71	(13,260.00)	21,514,191.67	70,879,973.65	3,834,686.48	17,543,749.11			21,378,345.59	1,831,112.48	4,310,480.11			8,141,692.59		49,501,628.08		15,238,763.00	
MOOE		48,850,235.27	22,228,738.38	70,879,973.65	48,650,235.27	728,808.71	(13,260.00)	21,514,191.67	70,879,973.65	3,834,686.48	17,543,749.11			21,378,345.59	1,831,112.48	4,310,480.11			8,141,692.59		49,501,628.08		15,238,763.00	
Operation of Technical-Vocational Schools	2850030201000003		106,924.39	106,924.39	106,924.39				106,924.39					101,997.50							4,926.88			
MOOE			106,924.39	106,924.39	106,924.39				106,924.39					101,997.50							4,926.88			
Training for Work Scholarship Program	2850030202000000	1,871,800.00	4,476,700.00	6,347,600.00	1,871,800.00			4,476,700.00	6,347,600.00	1,328,700.00				1,328,700.00	816,200.00					816,200.00		5,018,600.00		512,500.00
MOOE		1,871,800.00	4,476,700.00	6,347,600.00	1,871,800.00			4,476,700.00	6,347,600.00	1,328,700.00				1,328,700.00	816,200.00					816,200.00		5,018,600.00		512,500.00
Locally-Funded Projects	0000040000000000	35,005,000.00		35,103,700.00	44,568,600.00		(9,484,900.00)		35,103,700.00													35,103,700.00		
Education	0000040800000000		98,700.00	98,700.00	9,583,600.00		(9,484,900.00)		98,700.00													98,700.00		
Technical and Vocational Education	0000040802000000		98,700.00	98,700.00	9,583,600.00		(9,484,900.00)		98,700.00													98,700.00		
Training for Work Scholarship Program	1030040802000001		98,700.00	98,700.00	9,583,600.00		(9,484,900.00)		98,700.00													98,700.00		
MOOE			98,700.00	98,700.00	9,583,600.00		(9,484,900.00)		98,700.00													98,700.00		
Social Protection	0000041400000000	35,005,000.00		35,005,000.00	35,005,000.00				35,005,000.00													35,005,000.00		
Peace and Development	2810041411000000	35,005,000.00		35,005,000.00	35,005,000.00				35,005,000.00													35,005,000.00		
MOOE		35,005,000.00		35,005,000.00	35,005,000.00				35,005,000.00													35,005,000.00		
GRAND TOTAL		85,627,035.27	83,688,524.32	169,425,559.59	174,306,879.21	728,808.71	(31,600,018.00)	25,889,891.67	169,425,559.59	34,533,875.79	48,812,330.92			81,346,206.71	2,749,309.98	4,310,480.11			7,059,790.09		88,079,352.88		74,288,416.82	
PS																								
MOOE		85,627,035.27	85,292,388.18	150,819,421.45	155,700,741.07	728,808.71	(31,600,018.00)	25,889,891.67	150,819,421.45	34,533,875.79	48,812,330.92			81,346,206.71	2,749,309.98	4,310,480.11			7,059,790.09		89,473,214.74		74,288,416.82	
FinEX																								
CO			18,606,138.14	18,606,138.14	18,606,138.14				18,606,138.14													18,606,138.14		

Certified Correct:

 Budget Officer

Certified Correct:

 Chief Accountant

Recommended By:

 Director, FMS

Approved By:

 Director IV, AS